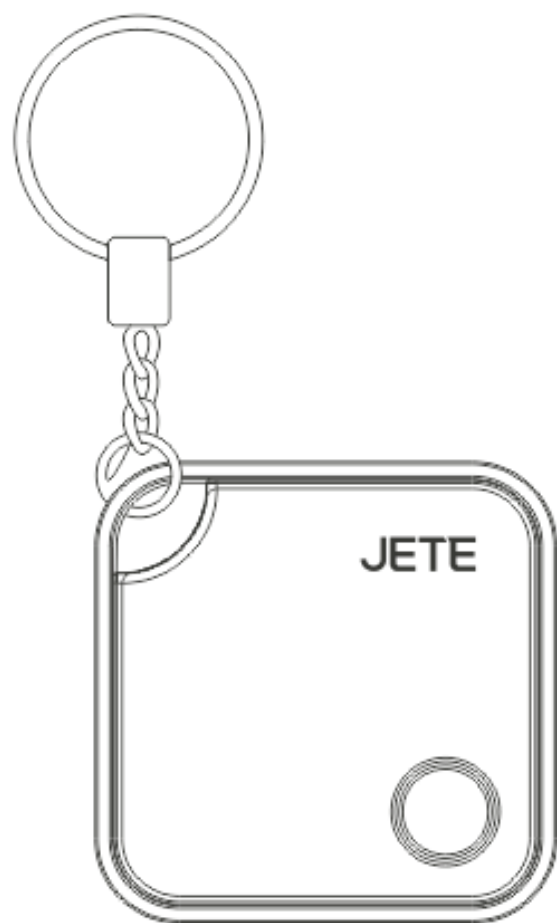


JETE

USER MANUAL KEY FINDER F2

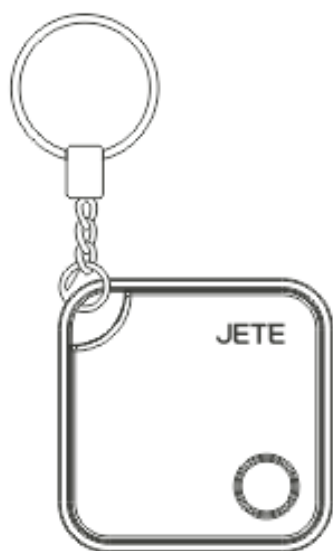


Please read the instructions carefully
before using the product.

Product Introduction :

Thank you for purchasing JETE products. For optimal and safe performance, it is expected to read the instructions carefully before using this product.

Content Package :



F2



User
Manual

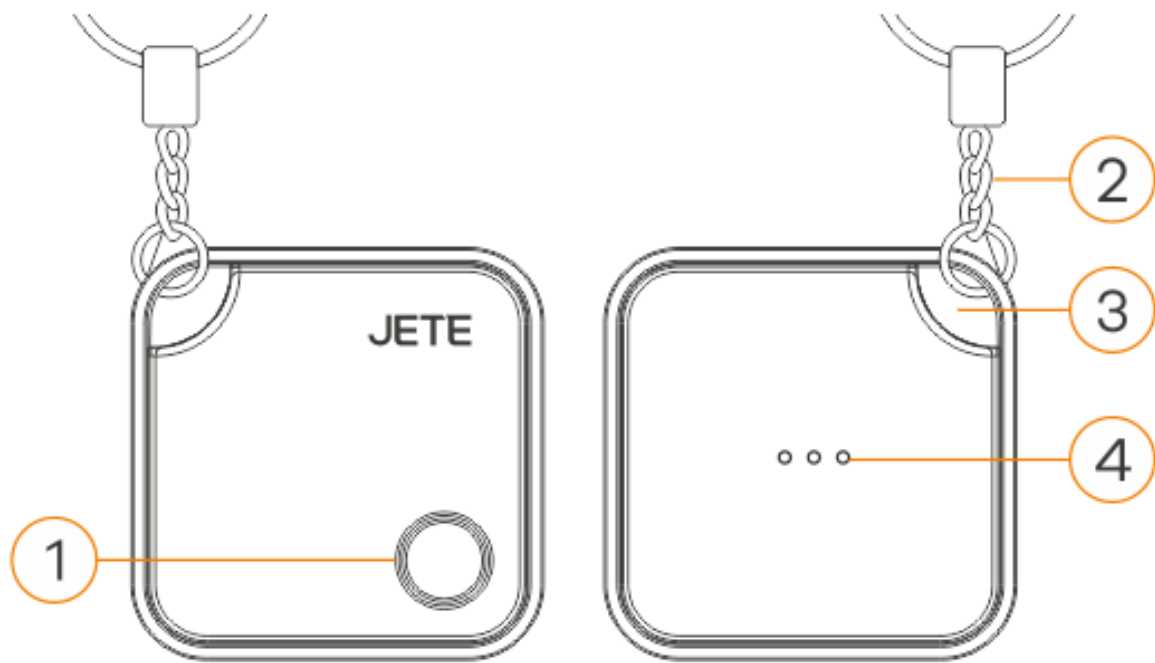


Chain



Sticker

Description Structure Product :



1. Power Button
2. Chain

3. Chain Hole
4. Voice Hole

How to Use :

How to Turn the Finder On & Off:

Press and hold the power button for 5 seconds; a sound will indicate the Finder is turned on. Press the power button 5 times to turn it off.

How to Check Finder Status:

Press the power button twice. If it makes a sound, the device is on; if there is no sound, the device is off.

Reset Device :

Press the power button 4 times until you hear a sound, then press and hold the power button for 6 seconds until you hear two different sounds.

Reconnect to a New Device :

Remove the device from the current app account, then perform a factory reset. After that, the device can be connected to a new account.

How to Connect Finder with Android :

1. Turn on the Finder.
2. Open the "Find Hub" app.
3. Reset the Finder.
4. A pop-up for JETE-F2 will appear automatically; select "Connect."
5. Select "Continue."
6. Select "Open App."
7. Make sure pairing is successful so the Finder works properly.



Menggunakan secara bertanggung jawab

Hub Pencari dari Google membantu Anda menemukan lokasi perangkat Anda dengan aman. Aplikasi harus selalu digunakan secara bertanggung jawab, aman, dan sah secara hukum.

Untuk membuat pengalaman tetap aman, Anda harus mematuhi Kebijakan Penggunaan yang Dapat Diterima Hub Pencari.

Menggunakan Hub Pencari untuk melacak individu tanpa persetujuan mereka dapat menjadi tindakan kriminal yang dapat dikenai hukuman berdasarkan hukum. Pelacak yang kompatibel dapat menunjukkan versi alamat email Akun Google Anda yang telah disamarkan kepada calon korban. Penegak hukum dapat meminta informasi identifikasi dalam kasus ini.

[Pelajari Kebijakan Penggunaan yang Dapat Diterima lebih lanjut](#)



5

Batal

Lanjutkan



JETE-F2

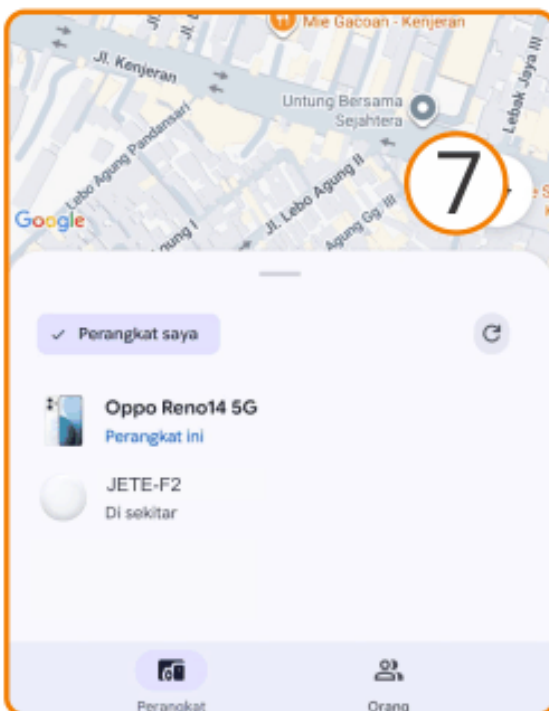
6

Buka aplikasi Temukan Perangkat Saya untuk melihat perangkat Anda. Anda dapat mengubah nama dan kategori perangkat, dan membagikannya kepada orang lain.



Selesai

Buka aplikasi

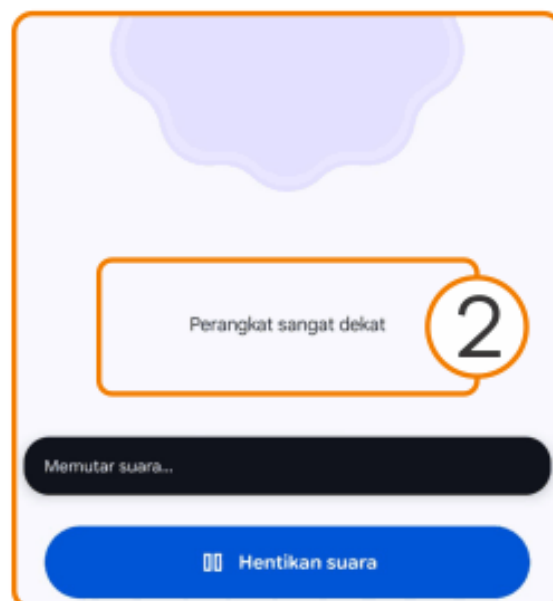
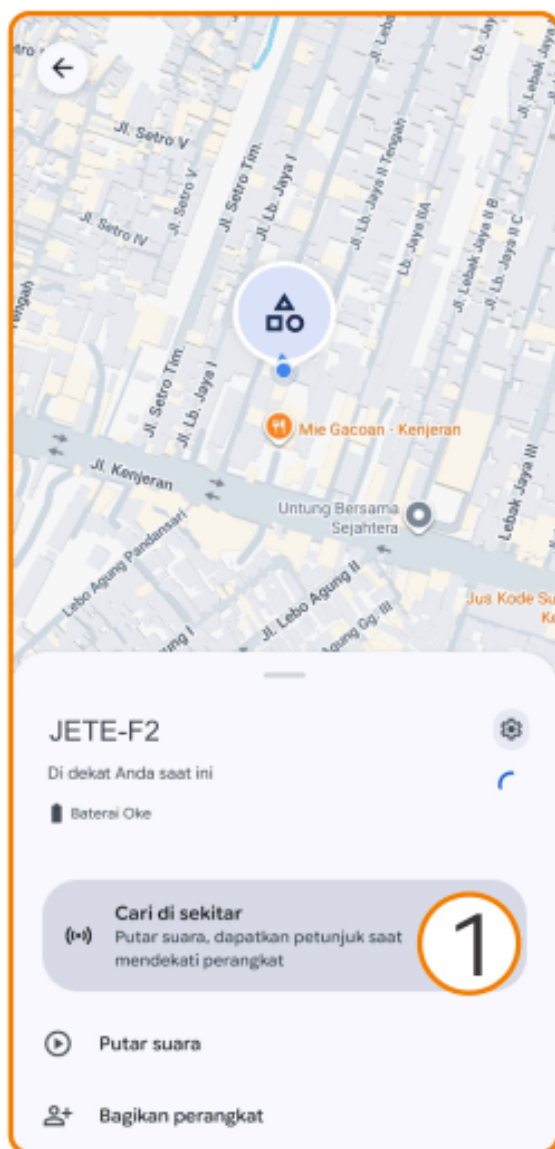


Note:

UI/UX may vary depending on the Android version.

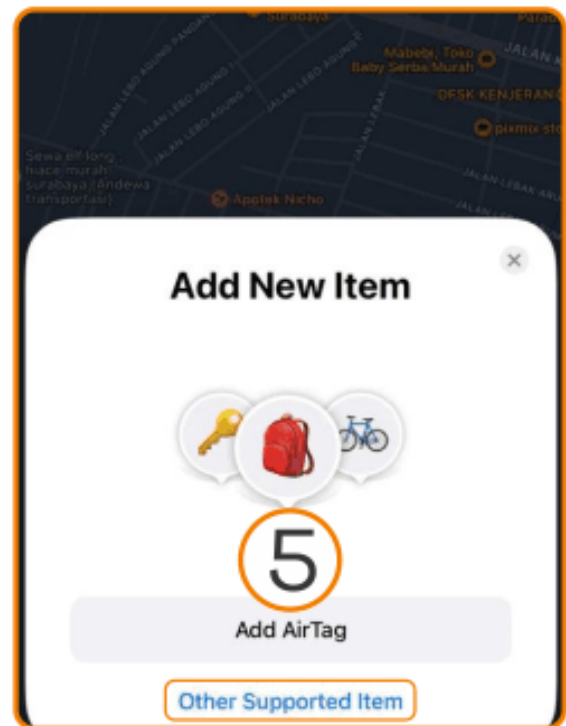
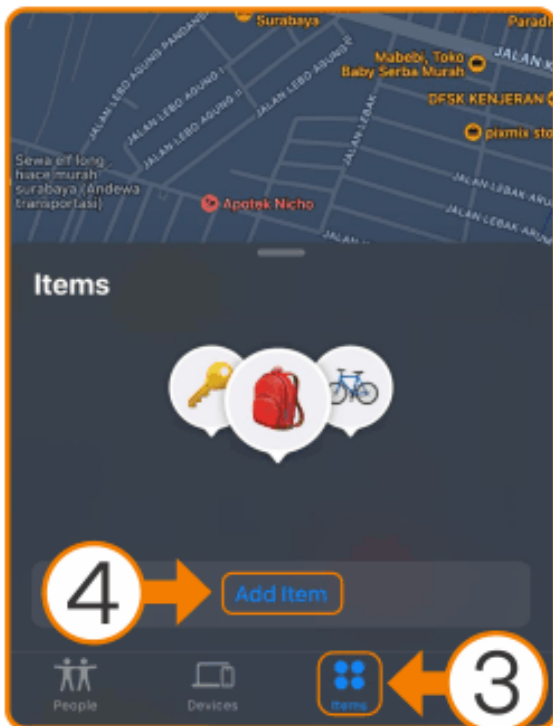
How to Find Finder with Android :

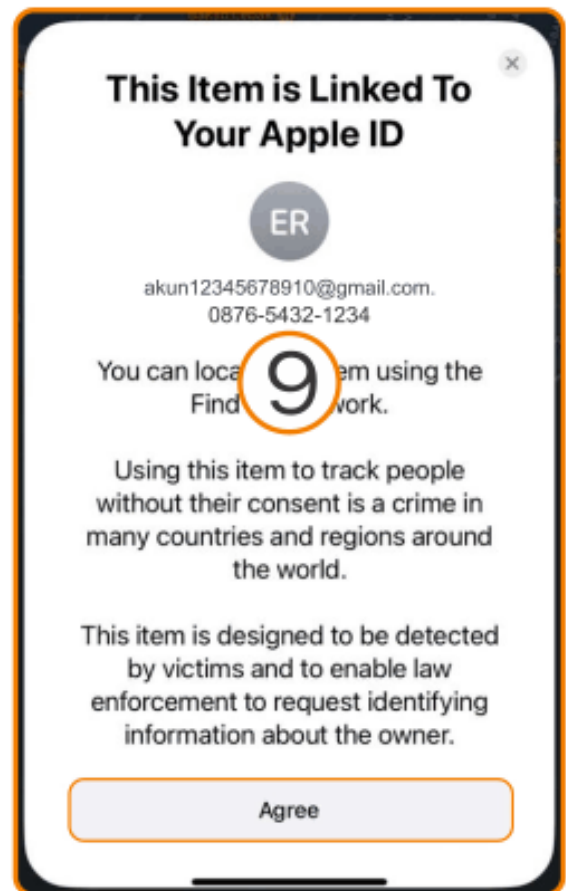
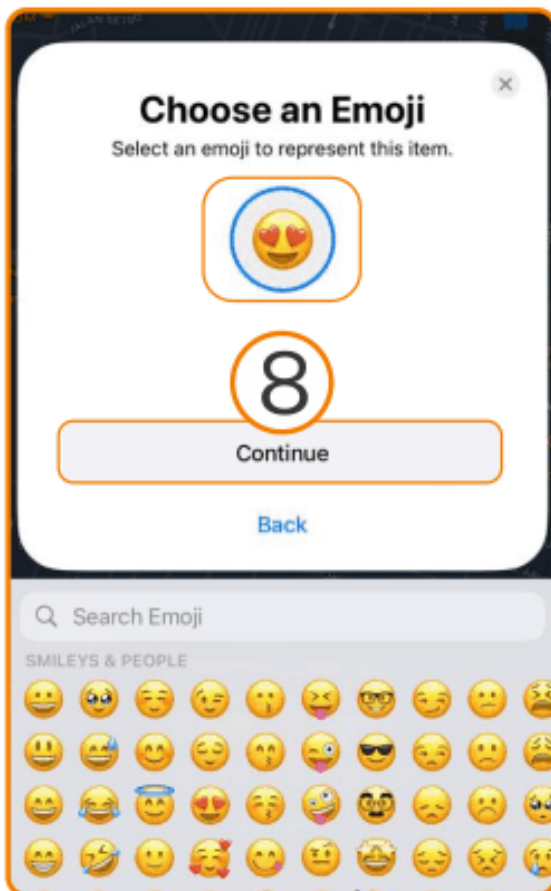
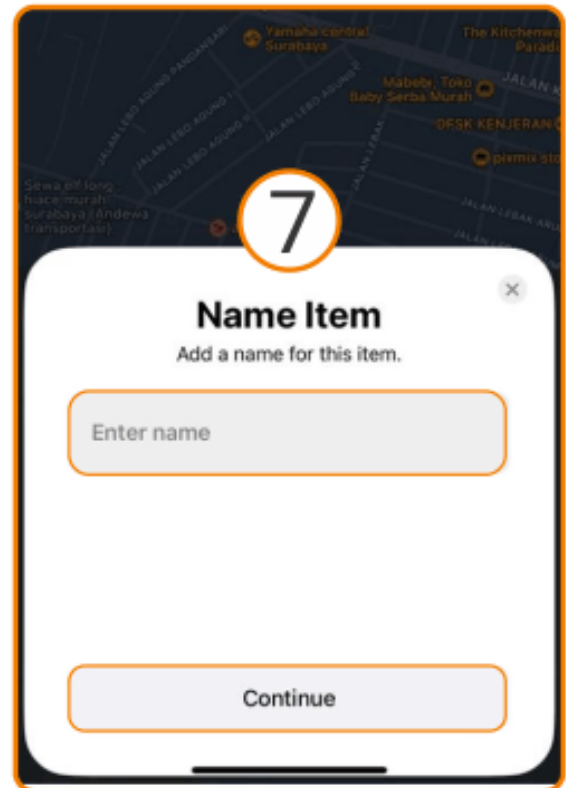
1. Select "Search Nearby."
2. Follow the notification instructions during the search.
3. The Finder will continuously make a sound during the search.

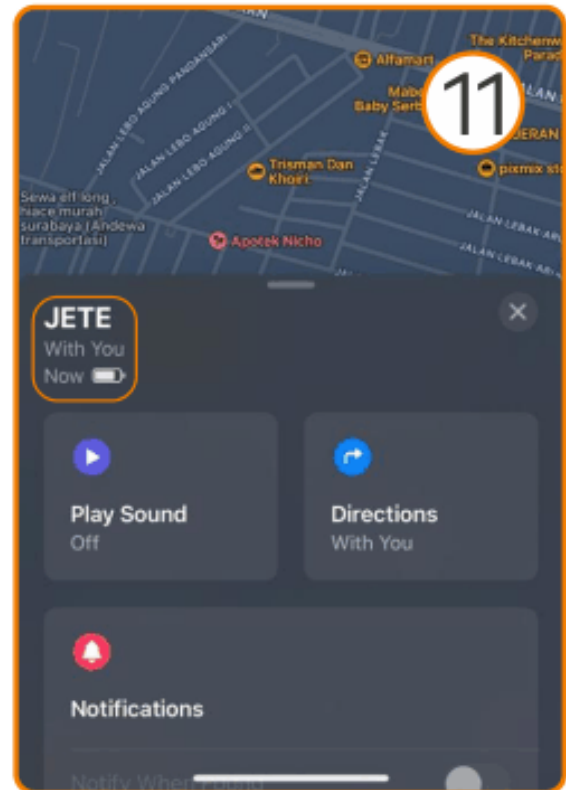
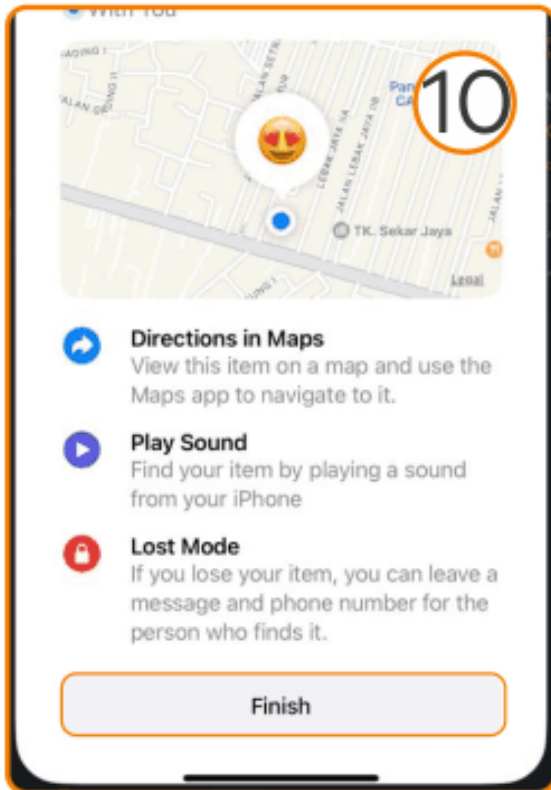


How to Connect Finder with iOS :

1. Turn on the Finder.
2. Open the "Find My" app.
3. Select the "Item" menu.
4. Click "Add Item."
5. Select "Other Supported Item."
6. Find JETE-F2, then click "Connect."
7. Name the device, then click "Continue."
8. Choose an emoji, then click "Continue."
9. When prompted, select "Agree."
10. Click "Finish."
11. Make sure pairing is successful so the product works properly.

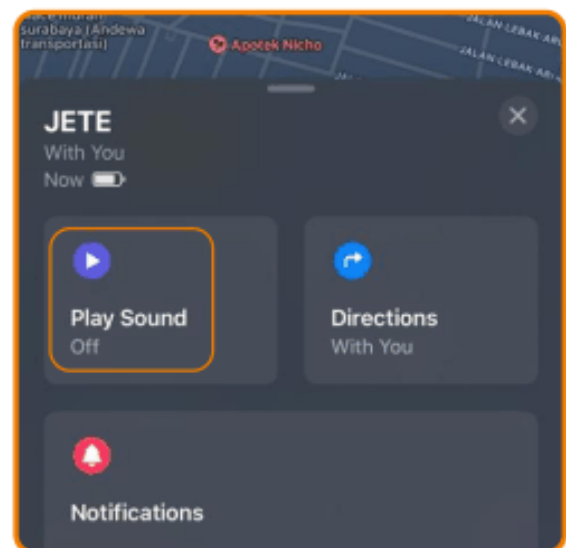
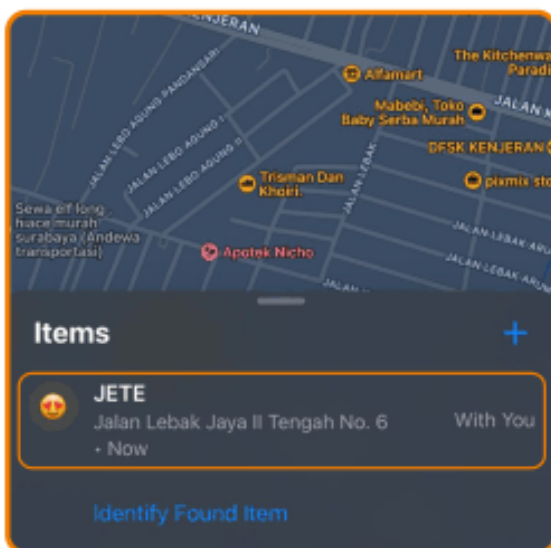






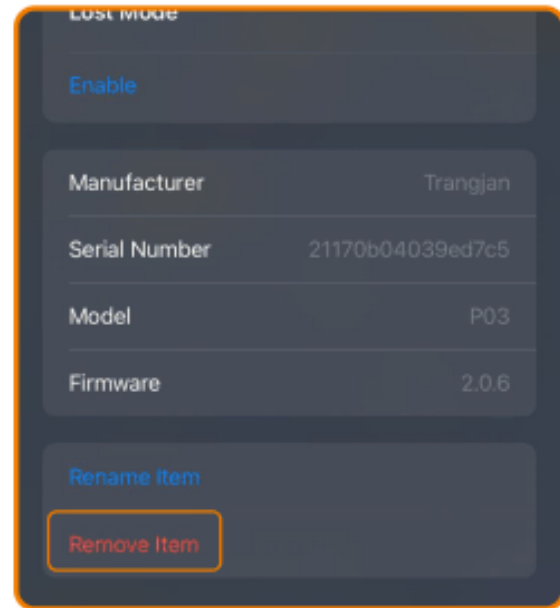
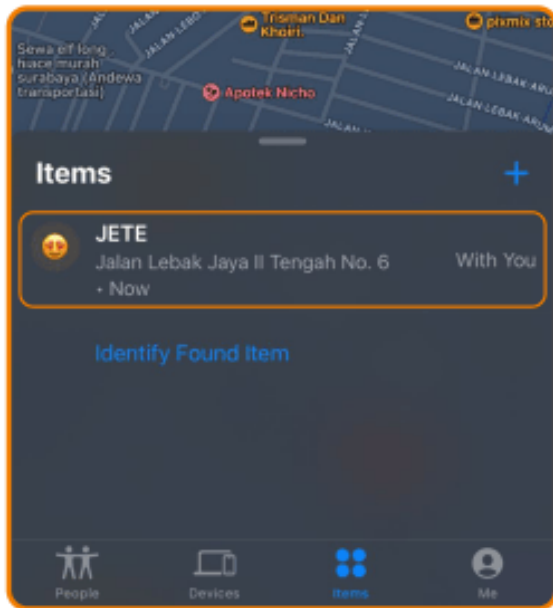
How to Find Finder with iOS:

1. Open the "Find My" app.
2. Select the "Item" menu.
3. Select the device name.
4. Click "Play Sound."



How to Unpair Finder with iOS :

1. Open the "Find My" app.
2. Select the "Item" menu.
3. Select the device name.
4. Scroll down and select "Remove Item".




Specifications :

Bluetooth Version	: V5.1
Battery Capacity	: 220mAh
Battery Life	: Up to 12 months
Sound Level	: 70dB (Loud)
Water Resistance	: IP65
Material	: ABS
Size	: 35*35*8 mm
Compatible Devices	: iOS 18.0+ / Android 12+

JETE

**WARRANTY CARD and
USER MANUAL**

KEY FINDER F2



e-Usermanual

IMPORTIR

PT. DORAN SUKSES INDONESIA

Jl. Lebak Jaya 2 Tengah No. 2, Surabaya

CUSTOMER SERVICE



081217393609



jete.id



jeteindonesia



jeteindonesia



jeteindonesia

Maintenance :

Please read the following recommendations before using JETE

- Avoid exposing the device to water vapor or humid places. This can affect the internal circuit.
- Do not use cleaning solutions to clean the device.
- Do not expose the device to extreme heat or cold, as this can damage the device or change certain plastic parts.
- Avoid exposing the device to sharp objects, as this can cause scratches and damage.
- Do not disassemble or modify the device.
- Do not drop the device, as this can damage the circuitry.
- Always store the device at room temperature.

How to Warranty Claim JETE Product :

1. All warranty claims can be made at the list of Authorized Outlets listed on the warranty card.
2. Buyers can come to an authorized Outlet or contact Customer Service +62812-1739-3609 if they want to exchange the product online.
3. All expedition shipping costs / product postage are borne by the buyer.
4. When claiming the warranty, the buyer is MANDATORY to show the completeness of the warranty:
 - A purchase receipt that clearly states the name of the outlet and the date of the transaction.
 - The product must still be within the specified warranty period.
 - Warranty card that has been filled out.
 - Box / Packing Product.
5. Please inform the constraints / product damage that occurs to our staff.
6. WARRANTY DOES NOT APPLY if USER DAMAGE is found, namely:
 - BROKEN, CRACKED, BURNED, DROPPED, MODIFIED BY YOURSELF, SUBMERGED IN WATER.
7. If there are problems during warranty claims or other questions, please contact Customer Service +62812-1739-3609

Terms and Conditions of Warranty :

1. This warranty is valid for 2 years for original JETE products.
2. This warranty is valid for the warranty period stated on the product packaging since the date of sale.
3. During the warranty period, the user is exempt from any replacement costs that may occur.
4. The user must show the warranty card and purchase receipt when applying for a warranty.
5. The warranty applies to functional damage:
 - Disfunction.
 - Audio not detected.
 - Indicator off.
 - Battery damage.
6. This warranty DOES NOT APPLY if:
 - PRODUCT IS BROKEN, CRACKED, BURNED, FALLEN,
 - MODIFIED YOURSELF, SOAKED IN WATER.
 - Supporting accessories such as: cables, adapters, etc.
 - Abnormal use, not stored properly, natural disasters, modified, or anything intentionally.
 - The product has been repaired by a third party.
 - The data is not filled in completely by the seller and buyer.
 - Damage caused by user error.
 - The product warranty period has expired.

**2 YEARS
WARRANTY**

**NEW REPLACEMENT
FOR ANY FAULTS *T&C**



Contact Us

JETE WARRANTY POINTS

