

# JETE

**WARRANTY CARD and  
USER MANUAL**

**TWS CE8**



e-Usermanual

**IMPORTIR**

**PT. DORAN SUKSES INDONESIA**

Jl. Lebak Jaya 2 Tengah No. 2, Surabaya

**CUSTOMER SERVICE**

 **081217393609**

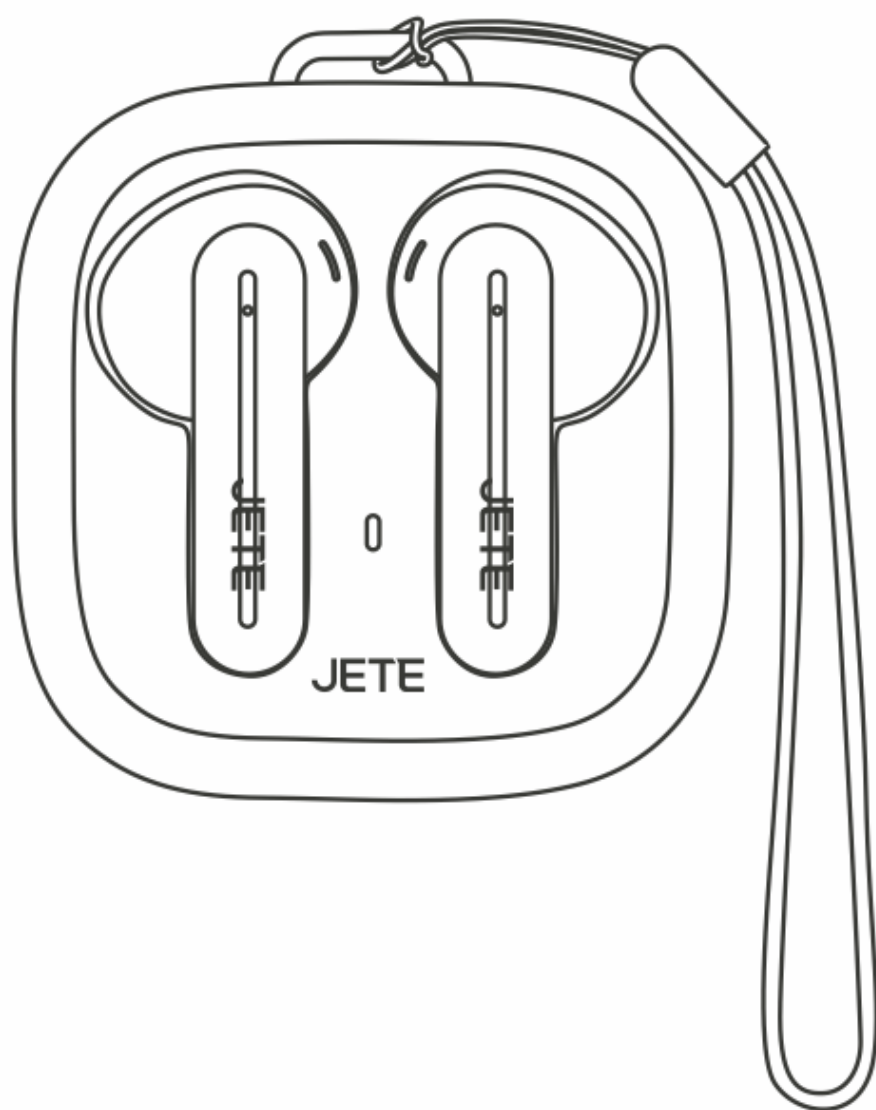
 [jete.id](http://jete.id)  [jeteindonesia](https://www.instagram.com/jeteindonesia)

 [jeteindonesia](https://www.facebook.com/jeteindonesia)  [jeteindonesia](https://www.twitter.com/jeteindonesia)

# JETE

## USER MANUAL

TWS CE8

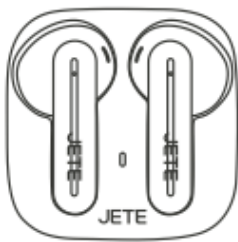


Please read the instructions carefully  
before using the product

## Product Introduction :

Thank you for purchasing JETE products. For optimal and safe performance, it is expected to read the instructions carefully before using this product.

## Content Package :



Charging Case



Earbud \*2



Strap and Silicone

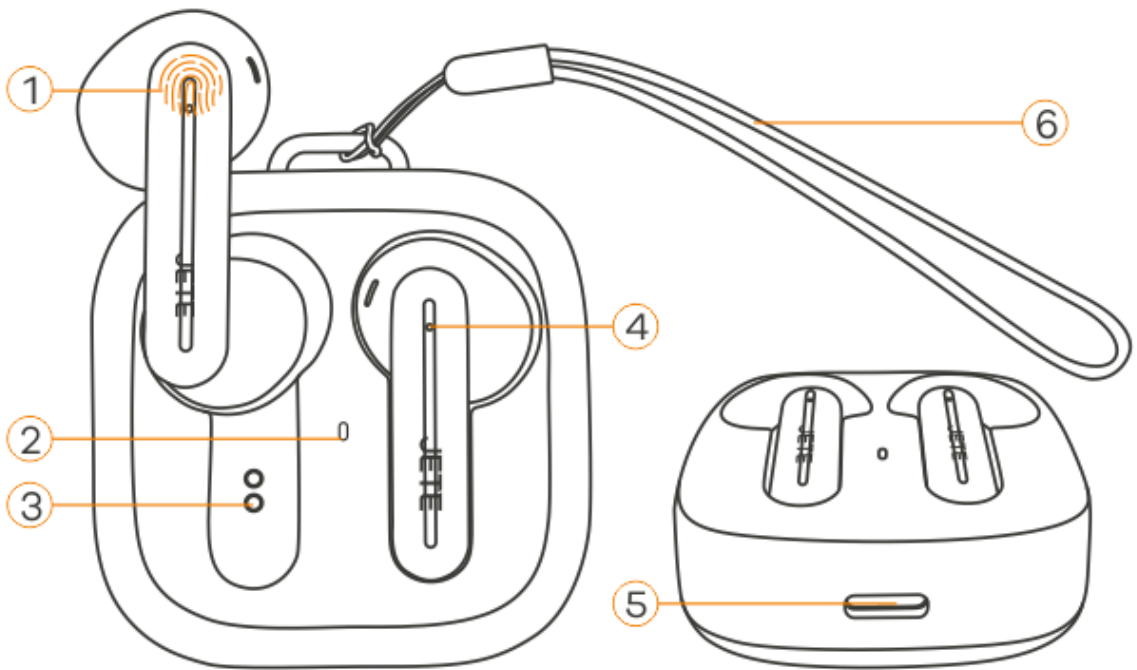


Charing Cable



User Manual

## Description Structure Product :



1. MFB (Multifunction Button)
2. Case LED Indicator
3. Charing Pin

4. Earbud LED Indicator
5. Port Charging Type-C
6. Strap

## **Caution :**

Please open the plastic seals on both ends of the earbuds and do not forget the earbuds in the charger into the charging case for approximately 10 minutes for optimal use.

## **Tips :**

Gently insert the earbuds into your ears and adjust the position to fit your ears.



## **How to Use :**

### **Turning on Earbuds :**

- Take the earbuds out of the charging case to turn them on.
- When the earbuds are out of the charging case, touch for 5 seconds on the left or right earbud.

### **Turning off Earbuds :**

- Put the earbuds into the charging case and the earbuds will turn off.
- When the earbuds are out of the charging case, touch for 5 seconds on the left or right earbud.

### **Connecting Devices With Earbuds :**

1. Remove the earbuds from the charging case
2. Activate Bluetooth on your device.
3. Then activate the search function and select "JETE-CE8".
4. The earbuds are now ready to use.
5. If within 180 seconds after activating the earbuds you do not pair them with your device's Bluetooth, the earbuds must be restarted.

### **Notes :**

- The earbuds will automatically connect to the previous device when switched on.
- The connection will be lost when you go out of range and will automatically reconnect when you return to range within 3 minutes.

### **Answering Incoming Calls :**

Press once on the right/left earbud to answer the call.

Tips : Some devices can only answer calls through their own devices. Please follow the instructions from your device.

### **Ending a Call :**

Press once on the right/left earbud to end the call.

### **Reject Incoming Calls :**

Press for 2 seconds on the right/left earbud to reject a call.

### **How to Play/Pause :**

Press once on the right/left earbud to play/pause a song.

### **Playing Music :**

- Play next song: Press 3 times on the right earbud to play the next song.
- Play previous song: Press 3 times on the left earbud to play the previous song.

### **How to Increase and Decrease Volume :**

- Press for 2 seconds on the left earbud to increase volume.
- Press for 2 seconds on the right earbud to decrease volume.

### **Activating the Voice Assistant Feature:**

Double press on the right/left earbud to activate the voice assistant.

### **Using Mono Mode On Earbuds :**

- Take one of the earbuds out of the charging case and it will connect to the previous device.
- Then play music (this mode can also be used to make phone calls).

### **How to Restore to Factory Settings :**

Press the right/left earbud 6 times to reset the earbud.

## Mengisi Daya Earbud :

### Charging box

- Charge the charging box, the charging box indicator will flash orange during charging, and then the indicator will stay orange after completion.

### Earbuds

- Put the earbuds into the charging box to charge, the charging box indicator will turn green and will turn off when charging is complete.

## Spesification :

Bluetooth	: V5.3
Earbud Battery	: 28mAh*2
Case Battery	: 200mAh
Standby Time	: 40 jam
Play Time	: 3.5-4 jam
Sensitivity	: 100±3dB
Input	: DC 5V/1A
Impedance	: 32Ω
Wireless Range	: 10M (Without Obstacles)
Frequency	: 20Hz~20KHz
Charging Time	: 2 jam
Weight	: 4g*2 (Earbud) 40g (Case)

## Maintenance :

Please read the following recommendations before using JETE

- Avoid exposing the device to water vapor or humid places. This can affect the internal circuit.
- Do not use cleaning solutions to clean the device.
- Do not expose the device to extreme heat or cold, as this can damage the device or change certain plastic parts.
- Avoid exposing the device to sharp objects, as this can cause scratches and damage.
- Do not disassemble or modify the device.
- Do not drop the device, as this can damage the circuitry.
- Always store the device at room temperature.

## How to Warranty Claim JETE Product :

1. All warranty claims can be made at the list of Authorized Outlets listed on the warranty card.
2. Buyers can come to an authorized Outlet or contact Customer Service +62812-1739-3609 if they want to exchange the product online.
3. All expedition shipping costs / product postage are borne by the buyer.
4. When claiming the warranty, the buyer is **MANDATORY** to show the completeness of the warranty:
  - A purchase receipt that clearly states the name of the outlet and the date of the transaction.
  - The product must still be within the specified warranty period.
  - Warranty card that has been filled out.
  - Box / Packing Product.
5. Please inform the constraints / product damage that occurs to our staff.
6. **WARRANTY DOES NOT APPLY** if **USER DAMAGE** is found, namely:
  - **BROKEN, CRACKED, BURNED, DROPPED, MODIFIED BY YOURSELF, SUBMERGED IN WATER.**
7. If there are problems during warranty claims or other questions, please contact Customer Service +62812-1739-3609.



## Terms and Conditions of Warranty :

1. This warranty is valid for 2 years for original JETE products.
2. This warranty is valid for the warranty period stated on the product packaging since the date of sale.
3. During the warranty period, the user is exempt from any replacement costs that may occur.
4. The user must show the warranty card and purchase receipt when applying for a warranty.
5. The warranty applies to functional damage:
  - Disfunction.
  - Audio not detected.
  - Indicator off.
  - Battery damage.
6. This warranty DOES NOT APPLY if:
  - PRODUCT IS BROKEN, CRACKED, BURNED, FALLEN,
  - MODIFIED YOURSELF, SOAKED IN WATER.
  - Supporting accessories such as: cables, adapters, etc.
  - Abnormal use, not stored properly, natural disasters, modified, or anything intentionally.
  - The product has been repaired by a third party.
  - The data is not filled in completely by the seller and buyer.
  - Damage caused by user error.
  - The product warranty period has expired.

**2 YEARS  
WARRANTY**

NEW REPLACEMENT  
FOR ANY FAULTS \*T&C



Contact Us

**JETE WARRANTY POINTS**

