

JETE

**WARRANTY CARD and
USER MANUAL**

WIRELESS HEADSET OPENPULSE



e-Usermanual

IMPORTIR

PT. DORAN SUKSES INDONESIA

Jl. Lebak Jaya 2 Tengah No. 2, Surabaya

CUSTOMER SERVICE

 **081217393609**

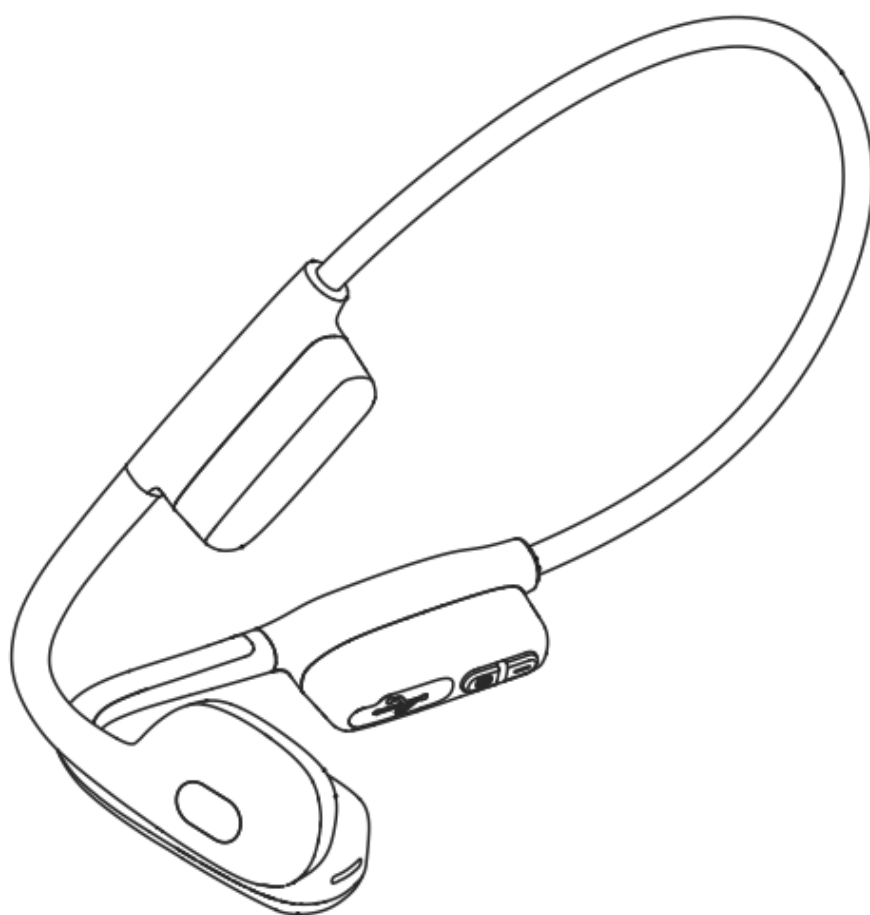
 jete.id  [jeteindonesia](https://www.instagram.com/jeteindonesia)

 [jeteindonesia](https://www.facebook.com/jeteindonesia)  [jeteindonesia](https://www.twitter.com/jeteindonesia)

JETE

USER MANUAL

WIRELESS HEADSET OPENPULSE



Please read the instructions carefully
before using the product.

Product Introduction :

Thank you for purchasing JETE products. For optimal and safe performance, please read the instructions carefully before using this product.

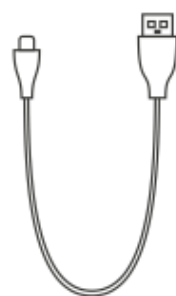
Package Content :



OpenPulse



Strap



Cable
Charging

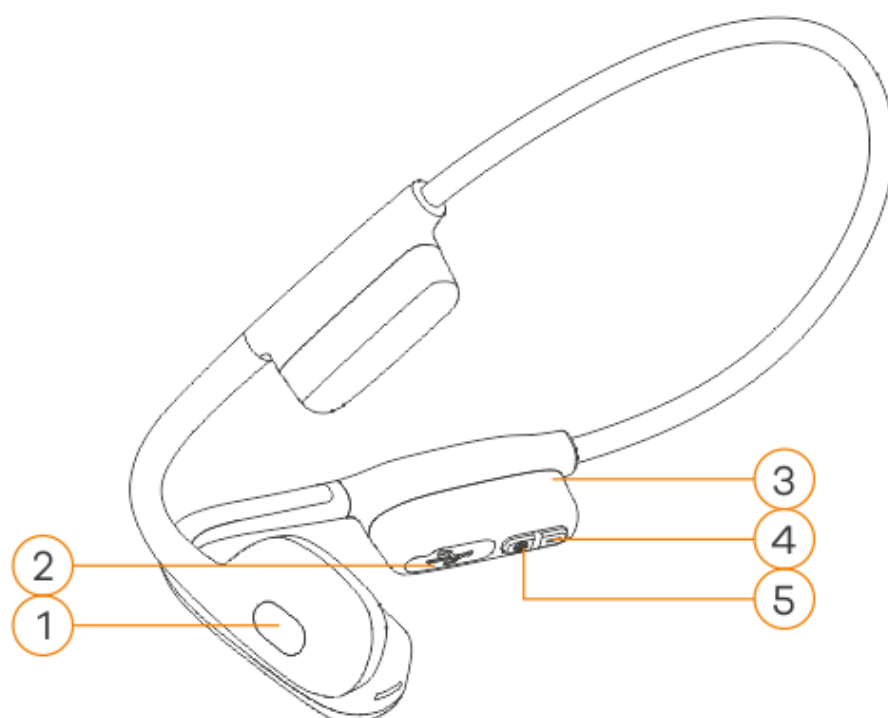


User
Manual



Greeting
Card

Description Structure Product :



1. MFB

2. Pengisi Daya USB-C

3. LED Indicator

4. Volume -

5. Volume +

How to use :

How to Turn On the Headset :

- Press the Volume + for 3 seconds LED blinks white and Green a sound is heard indicating the headset is successfully turned on.

How to Turn Off the Headset :

- Press the Volume + for 3 seconds, and will hear the sound "Power OFF" and the indicator blinks green 2 times then turns off, indicating the headset was successfully turned off.

How to Connect the Device with Headset :

Turn on the bluetooth function on the smartphone, and search "JETE OPENPULSE ", and there will be a sound "Connected", indicating that the device has been successfully connected.

How to Answer Incoming Call :

- Press 1 times at the MFB button to answer the call.
Tip: some devices can only answer calls through their own device. Please adjust to the instructions of your device.

How to End a Call :

- Press 1 times at the MFB button to end the call.

How to Reject a Call :

- Press 2 times at the MFB button to reject the call.

How to Play Music :

- Play/pause : Press 1 times at the MFB button
- Next song : Press 2 Times at the MFB button
- Previous song : Press 3 Times at the MFB button

How to Increase or Decrease Volume :

- Decrease Volume : Press 1 times at the - button
- Indcrease Volume : Press 1 times at the + button

How to Active Feature Voice Assistant

- Press 2 seconds at the MFB button to active voice assistance at your handphone.

How to Charge

A 5V DC charging adapter is recommended.

- The green color of the LED indicates that the battery is charging. LED will turn white when charging is complete

How to Save Music :

- Connect USB to PC/Laptop with device , and send music to device.

Spesification :

Bluetooth	:V5.3
Type	:Dual Listening Sport Headset
Wireless Range	:10 m (Without Obstacles)
Mic Sensitivity	:-38dB
Impedance	:16 Ω \pm 15%
Speaker Frequency	:20 Hz ~ 20 KHz
Playtime	:13 Hour (80% Volume)
Standby Time Active	:90 Hour
Standby Time Pasif	:300 Hour
Charging Time	:50 minutes
Battery Capacity	:180 mAh Polymer

Maintenance :

Please read the following recommendations before using JETE

- Avoid exposing the device to water vapor or humid places. This can affect the internal circuit.
- Do not use cleaning solutions to clean the device.
- Do not expose the device to extreme heat or cold, as this can damage the device or change certain plastic parts.
- Avoid exposing the device to sharp objects, as this can cause scratches and damage.
- Do not disassemble or modify the device.
- Do not drop the device, as this can damage the circuitry.
- Always store the device at room temperature.

How to Warranty Claim JETE Product :

1. All warranty claims can be made at the list of Authorized Outlets listed on the warranty card.
2. Buyers can come to an authorized Outlet or contact Customer Service +62812-1739-3609 if they want to exchange the product online.
3. All expedition shipping costs / product postage are borne by the buyer.
4. When claiming the warranty, the buyer is MANDATORY to show the completeness of the warranty:
 - A purchase receipt that clearly states the name of the outlet and the date of the transaction.
 - The product must still be within the specified warranty period.
 - Warranty card that has been filled out.
 - Box / Packing Product.
5. Please inform the constraints / product damage that occurs to our staff.
6. WARRANTY DOES NOT APPLY if USER DAMAGE is found, namely:
 - BROKEN, CRACKED, BURNED, DROPPED, MODIFIED BY YOURSELF, SUBMERGED IN WATER.
7. If there are problems during warranty claims or other questions, please contact Customer Service +62812-1739-3609

Terms and Conditions of Warranty :

1. This warranty is valid for 2 years for original JETE products.
2. This warranty is valid for the warranty period stated on the product packaging since the date of sale.
3. During the warranty period, the user is exempt from any replacement costs that may occur.
4. The user must show the warranty card and purchase receipt when applying for a warranty.
5. The warranty applies to functional damage:
 - Disfunction.
 - Audio not detected.
 - Indicator off.
 - Battery damage.
6. This warranty DOES NOT APPLY if:
 - PRODUCT IS BROKEN, CRACKED, BURNED, FALLEN,
 - MODIFIED YOURSELF, SOAKED IN WATER.
 - Supporting accessories such as: cables, adapters, etc.
 - Abnormal use, not stored properly, natural disasters, modified, or anything intentionally.
 - The product has been repaired by a third party.
 - The data is not filled in completely by the seller and buyer.
 - Damage caused by user error.
 - The product warranty period has expired.

**2 YEARS
WARRANTY**

NEW REPLACEMENT
FOR ANY FAULTS *T&C



Contact Us

JETE WARRANTY POINTS

