

JETE

**WARRANTY CARD and
USER MANUAL**

CAR CHARGER CW101



e-Usermanual

IMPORTIR

PT. DORAN SUKSES INDONESIA

Jl. Lebak Jaya 2 Tengah No. 2, Surabaya

CUSTOMER SERVICE

 **081217393609**

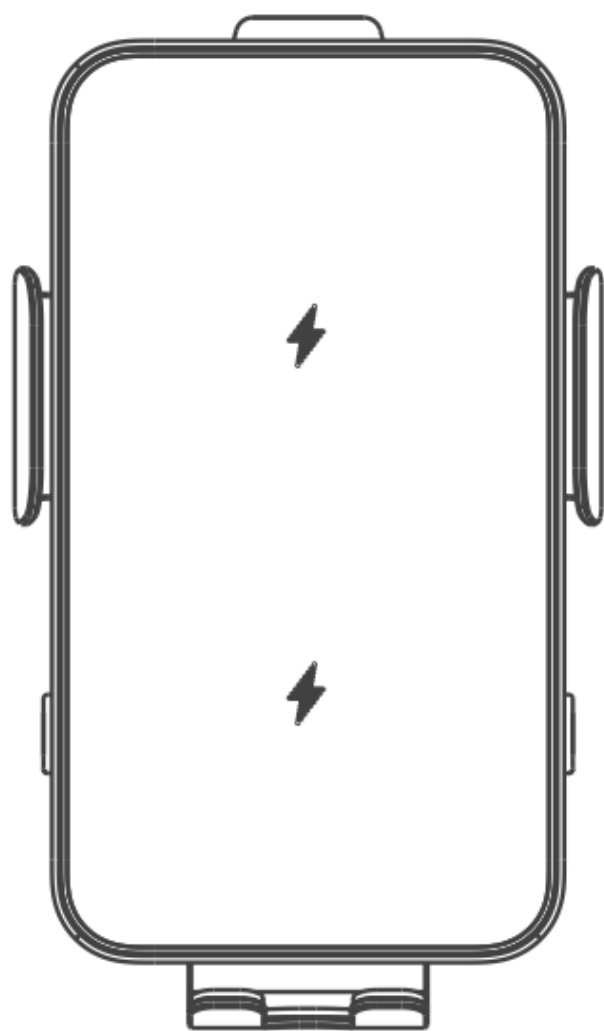
 jete.id  [jeteindonesia](https://www.instagram.com/jeteindonesia)

 [jeteindonesia](https://www.facebook.com/jeteindonesia)  [jeteindonesia](https://www.twitter.com/jeteindonesia)

JETE

USER MANUAL

CAR CHARGER CW101

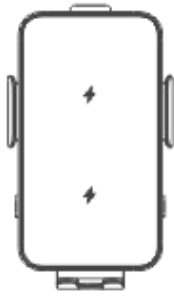


Please read the instructions carefully
before using the product.


Product Introduction :

Thank you for purchasing JETE products. For optimal and safe performance, it is expected to read the instructions carefully before using this product.

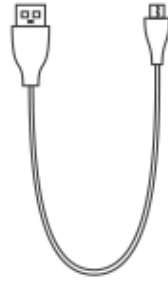
Content Package :



CW101



Pengait Ventilasi

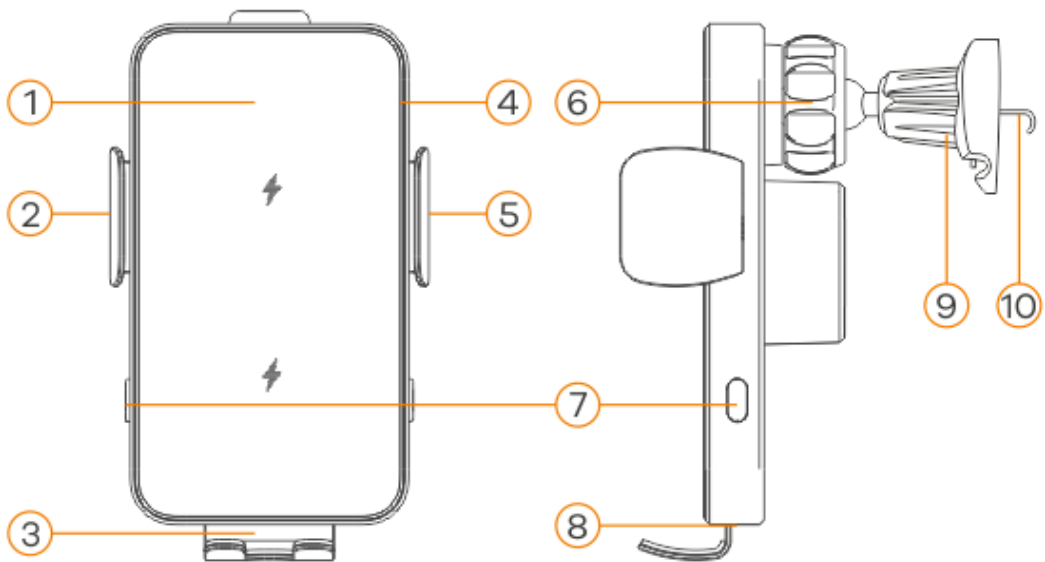


Kabel



Panduan Pengguna

Description Structure Product :

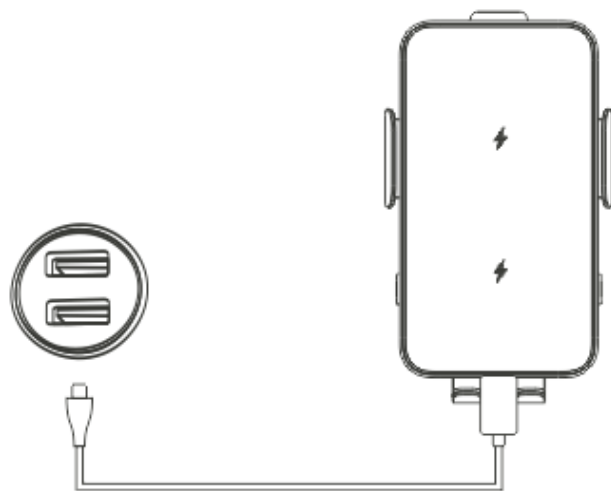


1. Charging Area
2. Left Clip
3. Bottom Clip
4. Light Indicator
5. Right Clip

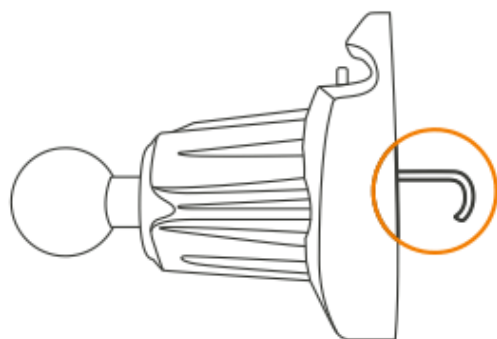
6. Bolt Key
7. Button Clip
8. Port Type-C
9. Bolt Hook
10. Hook

Cara penggunaan :

This product is indicated for digital devices with input.



1. Insert and adjust the direction of the clamp facing downward just as drawn.



2. Insert the hook into the AC vent
3. Tighten the hook by turning the hook nut clockwise with the AC vent.
4. Connect the cable to the type-C port, the light indicator will turn green and the clips on both sides will automatically open.
5. Place and adjust the post into the holder, the clips on both sides will automatically close, and the indicator will light up in blue.
6. The indicator will turn green when charging is complete.
7. Press one of the clamp buttons to release the clips on both sides.

Perhatian :

- Please do not use this product inside a car with high temperatures above 60 degrees Celsius.
- This product has the ability to store power. Therefore, the clip clamps can still work up to 2 times, even when the vehicle engine is turned off (no electricity).
- Thus, users can still retrieve their phones when the vehicle is turned off.
- Equipped with an Anti-Touch feature. When the clamp button is accidentally touched, the two clips will close again after 3 seconds.
- U-Shaped Clamp Curved Design. This can prevent the phone from slipping or falling due to bumps.

Description product :

- English Translation This charger is suitable for devices compatible with wireless charging.
- This wireless charger supports 15W fast charging and can be used for all iPhone and Android models.
- Wireless Area:
When a phone with wireless charging capability is placed on the wireless area, the two clamps on the sides will automatically clamp and charge it wirelessly.
When a phone without wireless charging capability is placed on the wireless area, the two clamps on the sides will still clamp automatically, so this charger can be used as a holder.

Spesifikasi :

Model	: CW101
Input Power	: 5V/2A 9V/2A
Output Power	: 15W (max)
Material	: ABS+PC+Aluminium Alloy
Frequency	: 110-205KHz
Weight	: 166.4g

Maintenance :

Please read the following recommendations before using JETE

- Avoid exposing the device to water vapor or humid places. This can affect the internal circuit.
- Do not use cleaning solutions to clean the device.
- Do not expose the device to extreme heat or cold, as this can damage the device or change certain plastic parts.
- Avoid exposing the device to sharp objects, as this can cause scratches and damage.
- Do not disassemble or modify the device.
- Do not drop the device, as this can damage the circuitry.
- Always store the device at room temperature.

How to Warranty Claim JETE Product :

1. All warranty claims can be made at the list of Authorized Outlets listed on the warranty card.
2. Buyers can come to an authorized Outlet or contact Customer Service +62812-1739-3609 if they want to exchange the product online.
3. All expedition shipping costs / product postage are borne by the buyer.
4. When claiming the warranty, the buyer is MANDATORY to show the completeness of the warranty:
 - A purchase receipt that clearly states the name of the outlet and the date of the transaction.
 - The product must still be within the specified warranty period.
 - Warranty card that has been filled out.
 - Box / Packing Product.
5. Please inform the constraints / product damage that occurs to our staff.
6. WARRANTY DOES NOT APPLY if USER DAMAGE is found, namely:
 - BROKEN, CRACKED, BURNED, DROPPED, MODIFIED BY YOURSELF, SUBMERGED IN WATER.
7. If there are problems during warranty claims or other questions, please contact Customer Service +62812-1739-3609

Terms and Conditions of Warranty :

1. This warranty is valid for 2 years for original JETE products.
2. This warranty is valid for the warranty period stated on the product packaging since the date of sale.
3. During the warranty period, the user is exempt from any replacement costs that may occur.
4. The user must show the warranty card and purchase receipt when applying for a warranty.
5. The warranty applies to functional damage:
 - Disfunction.
 - Audio not detected.
 - Indicator off.
 - Battery damage.
6. This warranty DOES NOT APPLY if:
 - PRODUCT IS BROKEN, CRACKED, BURNED, FALLEN,
 - MODIFIED YOURSELF, SOAKED IN WATER.
 - Supporting accessories such as: cables, adapters, etc.
 - Abnormal use, not stored properly, natural disasters, modified, or anything intentionally.
 - The product has been repaired by a third party.
 - The data is not filled in completely by the seller and buyer.
 - Damage caused by user error.
 - The product warranty period has expired.

**2 YEARS
WARRANTY**

**NEW REPLACEMENT
FOR ANY FAULTS *T&C**



Contact Us

JETE WARRANTY POINTS

