

JETE

**WARRANTY CARD and
USER MANUAL**

TWS CE5



e-Usermanual

IMPORTIR

PT. DORAN SUKSES INDONESIA

Jl. Lebak Jaya 2 Tengah No. 2, Surabaya

CUSTOMER SERVICE

 **081217393609**

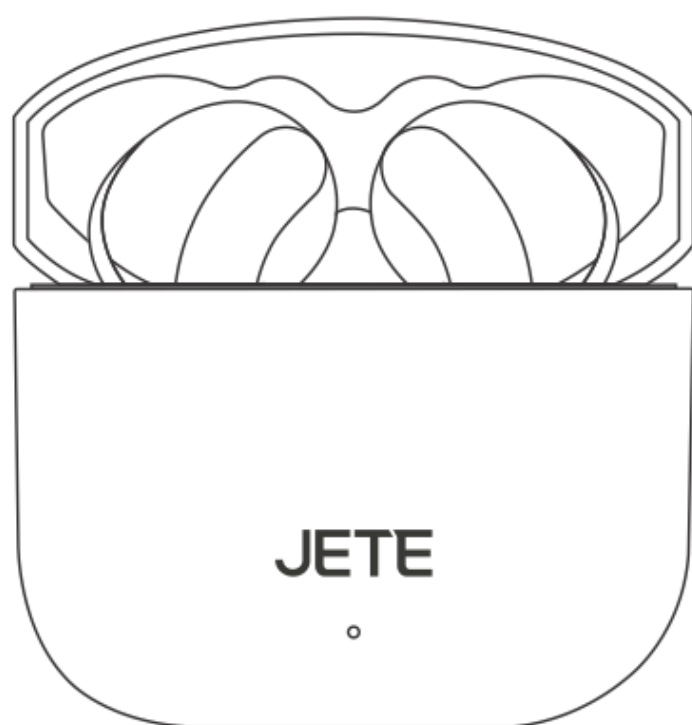
 jete.id  [jeteindonesia](https://www.instagram.com/jeteindonesia)

 [jeteindonesia](https://www.facebook.com/jeteindonesia)  [jeteindonesia](https://www.twitter.com/jeteindonesia)

JETE

USER MANUAL

TWS CE5



Please read the process carefully
before using the product

Product Introduction :

Thank you for purchasing JETE products. For optimal and safe performance, please read the instructions carefully before using this product.

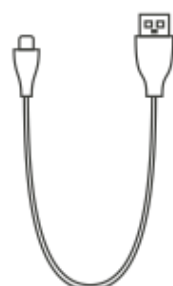
Package Content :



Charging Case



Earbud *2

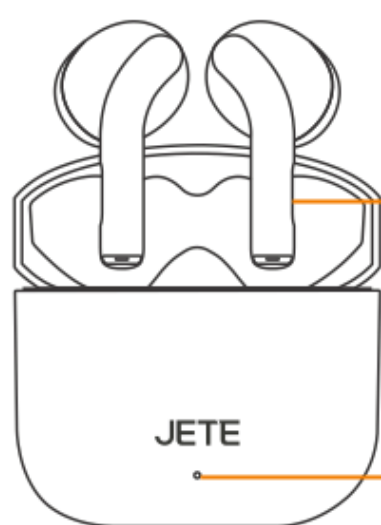


Charging Cable



User Manual

Deskripsi struktur produk :



1. MFB (Multifunction Button)
2. LED Case Indicator
3. Port Charging

Tips :

Gently insert the earbuds into your ears and adjust the position to fit your ears.



Attention :

Please open the plastic seals on both ends of the earbuds and do not forget the earbuds in the charger into the charging case for approximately 10 minutes for optimal use

How to Use :

How to Turn ON the Earbud :

- Take the earbuds out of the charging box to switch on.
- when the earbuds are outside the charging case touch and hold for 5 seconds to switch on.

How to Turn OFF the Earbud :

- Put the earbuds into the charging box and close the charging box then the earbuds will switch off
- If The Earbuds out of charging box, touch and hold for 5 seconds to switch off

How to Connect the Device With Earbud :

- Take the earbuds out of the charging box
- The indicator will flash red and blue on one of the earbuds
- Then switch on search and select "JETE-CE5"
- The earbuds are ready for use
- If within 180 seconds of the earbuds activating you do not pair with bluetooth on your device. the earbuds should be restarted.

Notes :

- The earbuds will automatically connect to the previous device when switched on
- the connection will be lost when you go out of range and will automatically reconnect when you return to range within 3 minutes.

How to Answer Incoming Call :

Press once times at the earbud on the right/left to answer the call

Tip: some devices can only answer calls through their own device. Please adjust to the instructions of your device.

How to End a Call :

Press once times at the earbud on the right/left to end the call

How to Reject a Call :

Press the 2 seconds at the earbud on the right/left to reject the call

How to Play/Pause :

Press once times at the earbud on the right/left to Play/pause music.

How to Play Music :

- Next song : Press 3 times at the earbud on the right for play music next
- Previous song : Press 3 times at the earbud on the left for play music previous

How to Active Feature Voice Assistance :

Press 2 times at the earbud on the right/left for active voice assistance

How to Change Mode :

Press 2 times at the earbud on the right, for changing mode (gaming mode & music mode).

How to Mono Mode at Earbud :

- Remove one of the earbuds from the charging box and it will be connected to the previous device.
- Then play music (This mode can also be used to make phone calls).
- It is not recommended that the earbuds work normally, please use them according to the TWS function.

How to Charge :

Charging Case

- Charge the box, the indicator will flash red when charging and then the indicator will flash after finishing charging.

Earbud

- Put the earbuds into the charging box to charge, the earbud indicator will be red and the indicator will turn off when the earbud battery is fully charged.

How to Factory Reset :

Press 6 times at the earbud on the left/right for reset earbud.

Spesification :

Bluetooth	: V5.4
Speaker Frequency	: 20 Hz - 20 Khz
Wireless Range	: 10m (Without Obstacle)
Charging Case Rated Input	: DC 5V/1A
Speaker Sensitivity	: 100±3dB
Standby Time	: 150 Hour
Talk Time	: 4 Hour
Input Voltage/Current	: 5V/1A
Impedance	: 32Ω±15%
Earbuds Battery Capacity	: 30 mAh
Charging Case Battery Capacity	: 180 mAh
Earbud Weight	: 3,3g *2
Charging Case Weight	: 28g

Maintenance :

Please read the following recommendations before using JETE

- Avoid exposing the device to water vapor or humid places. This can affect the internal circuit.
- Do not use cleaning solutions to clean the device.
- Do not expose the device to extreme heat or cold, as this can damage the device or change certain plastic parts.
- Avoid exposing the device to sharp objects, as this can cause scratches and damage.
- Do not disassemble or modify the device.
- Do not drop the device, as this can damage the circuitry.
- Always store the device at room temperature.

How to Warranty Claim JETE Product :

1. All warranty claims can be made at the list of Authorized Outlets listed on the warranty card.
2. Buyers can come to an authorized Outlet or contact Customer Service +62812-1739-3609 if they want to exchange the product online.
3. All expedition shipping costs / product postage are borne by the buyer.
4. When claiming the warranty, the buyer is MANDATORY to show the completeness of the warranty:
 - A purchase receipt that clearly states the name of the outlet and the date of the transaction.
 - The product must still be within the specified warranty period.
 - Warranty card that has been filled out.
 - Box / Packing Product.
5. Please inform the constraints / product damage that occurs to our staff.
6. WARRANTY DOES NOT APPLY if USER DAMAGE is found, namely:
 - BROKEN, CRACKED, BURNED, DROPPED, MODIFIED BY YOURSELF, SUBMERGED IN WATER.
7. If there are problems during warranty claims or other questions, please contact Customer Service +62812-1739-3609

Terms and Conditions of Warranty :

1. This warranty is valid for 2 years for original JETE products.
2. This warranty is valid for the warranty period stated on the product packaging since the date of sale.
3. During the warranty period, the user is exempt from any replacement costs that may occur.
4. The user must show the warranty card and purchase receipt when applying for a warranty.
5. The warranty applies to functional damage:
 - Disfunction.
 - Audio not detected.
 - Indicator off.
 - Battery damage.
6. This warranty DOES NOT APPLY if:
 - PRODUCT IS BROKEN, CRACKED, BURNED, FALLEN,
 - MODIFIED YOURSELF, SOAKED IN WATER.
 - Supporting accessories such as: cables, adapters, etc.
 - Abnormal use, not stored properly, natural disasters, modified, or anything intentionally.
 - The product has been repaired by a third party.
 - The data is not filled in completely by the seller and buyer.
 - Damage caused by user error.
 - The product warranty period has expired.

**2 YEARS
WARRANTY**

NEW REPLACEMENT
FOR ANY FAULTS *T&C



Contact Us

JETE WARRANTY POINTS

