

JETE

WARRANTY CARD and USER MANUAL

TWS T9



e-Usermanual

IMPORTIR

PT. DORAN SUKSES INDONESIA

Jl. Lebak Jaya 2 Tengah No. 2, Surabaya

CUSTOMER SERVICE

 081217393609

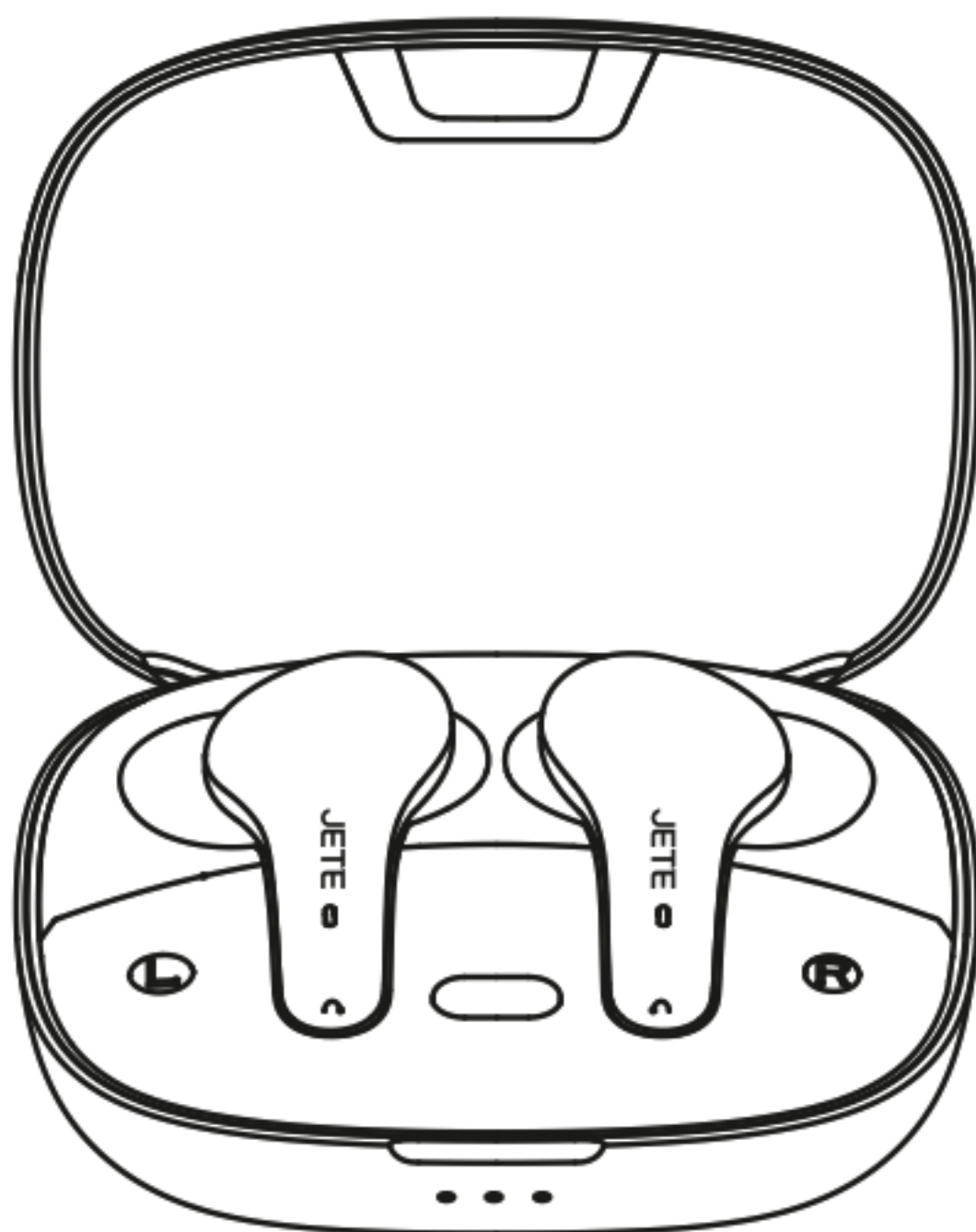
 jete.id  jeteindonesia

 jeteindonesia  jeteindonesia

JETE

USER MANUAL

TWS T9

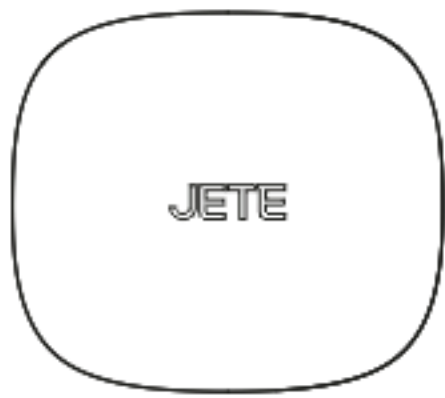


Please read the process carefully
before using the product

Product Introduction :

Thank you for purchasing JETE products. For optimal and safe performance, please read the instructions carefully before using this product.

Package Content :

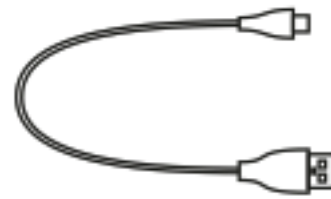


Charging Case

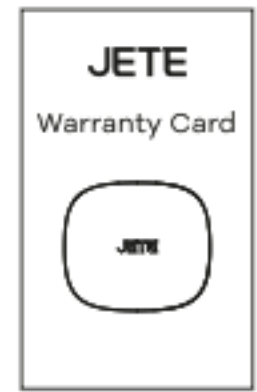
2 Pasang Earcup Ukuran L & S
1 pasang Earcup terpasang Ukuran M



Earbud *2

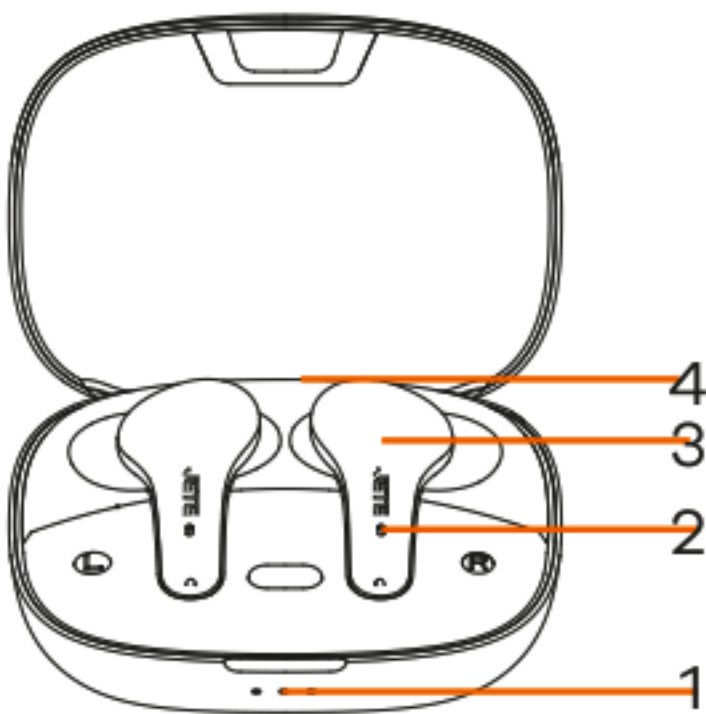


Charging Cable



User Manual

Description Structure Product :



1. LED Indicator Charging Case
2. LED IndiCator Earbud
3. MFB (Multifunction Button)
4. Charging Port

Tips :

Gently insert the earbuds into your ears and adjust the position to fit your ears.

Attention :

Please open the plastic seals on both ends of the earbuds and do not forget the earbuds in the charger into the charging case for approximately 10 minutes for optimal use.



How to Use :

How to Turn On the Earbud :

Take the earbuds out of the charging box to switch on.

How to Turn Off the Earbud :

Put the earbuds into the charging box and close the charging box then the earbuds will turn off.

How to Connect the Device with Earbud :

- Take the earbuds out of the charging box
- The indicator will flash red and blue on one of the earbuds
- Switch on bluetooth on the device
- Then switch on search and select "JETE-T9"
- The earbuds are ready for use
- If within 180 seconds of the earbuds activating you do not pair with bluetooth on your device. the earbuds should be restarted.

Notes :

- The earbuds store previously connected devices. when switched on again the earbuds will try to repeat the connection to the previous device.
- The earbuds will lose connection if the bluetooth distance exceeds the range limit. the earbuds will automatically reconnect when you come back into bluetooth range after 3 minutes.

How to Answer and End Incoming Call :

Press 1 times at the earbud on the right/left to answer or end the call.

How to Reject a Call :

Press the 2 seconds at the earbud on the right/left to reject the call

How to Active Feature Voice Assistant :

Press 2 times at the earbud on the right/left for active voice assistance.

How to Play Music :

- Play/pause : Press 1 times at the earbud on the right/left to Play/pause music.
- Next song : Press 2 seconds at the earbud on the right for play music next.
- Previous song : Press 2 second at the earbud on the left for play music previous.

How to Use Mono Mode on Earbuds T9 :

- Take out one of the earbuds from the charging box and it will be connected to the previous device.
- Then play back and forth this mode can also be used to make phone calls.
- It is recommended that the earbuds work normally use them according to the TWS function

How to Increase and Decrease Volume :

- Press 3 times at the earbud on the left for increase volume.
- Press 3 times at the earbud on the Right for decrease volume.

How to Factory Reset :

If the earbuds are no longer plugged into the device and are frequently disconnected, press for 3 seconds while the earbuds are in the charging box until the indicator flashes white 3 times.

How to Charge :

- **Charging Case** : Charge the box, the indicator will flash red while charging then the indicator will flash after charging.
- **Earbud** : Put the earbuds into the charging box to charge, the earbuds indicator will be red and the indicator will turn off when the earbuds battery is fully charged.

How to Cange Game Mode on Earbud T9 :

Press 2 times earbuds on the right

Spesification :

Bluetooth	: V5.1
Latency Time	: 60ms
Wireless Range	: 10 m
Speaker Sensitivity	: 107dB±3dB 1kHz/1mW
Mic Sensitivity	: -42②±1dB
Support	: HFP, SPP, A2DP, AVRCP
Input Voltage/Current	: DC 5V/300mA
Speaker	: 10 mm x 2
Impedance	: 32②
Speaker Frequency	: 20 Hz ~ 20 KHz
Playtime	: 6-7 Hour (50% Volume)
Talk Time	: 5-6 Hour (50% Volume)
Standby Time	: 280 Hour
Charging Time	: 1,5 – 2 Hour
Earbuds Battery Capacity	: 40mAh x 2
Charging Case Battery Capacity	: 300 mAh
Earbud Weight	: 3.9 x 2 g
Charging Case Weight	: 30 g

Maintenance :

Please read the following recommendations before using JETE

- Avoid exposing the device to water vapor or humid places. This can affect the internal circuit.
- Do not use cleaning solutions to clean the device.
- Do not expose the device to extreme heat or cold, as this can damage the device or change certain plastic parts.
- Avoid exposing the device to sharp objects, as this can cause scratches and damage.
- Do not disassemble or modify the device.
- Do not drop the device, as this can damage the circuitry.
- Always store the device at room temperature.

How to Warranty Claim JETE Product :

1. All warranty claims can be made at the list of Authorized Outlets listed on the warranty card.
2. Buyers can come to an authorized Outlet or contact Customer Service +62812-1739-3609 if they want to exchange the product online.
3. All expedition shipping costs / product postage are borne by the buyer.
4. When claiming the warranty, the buyer is **MANDATORY** to show the completeness of the warranty:
 - A purchase receipt that clearly states the name of the outlet and the date of the transaction.
 - The product must still be within the specified warranty period.
 - Warranty card that has been filled out.
 - Box / Packing Product.
5. Please inform the constraints / product damage that occurs to our staff.
6. **WARRANTY DOES NOT APPLY** if **USER DAMAGE** is found, namely:
 - **BROKEN, CRACKED, BURNED, DROPPED, MODIFIED BY YOURSELF, SUBMERGED IN WATER.**
7. If there are problems during warranty claims or other questions, please contact Customer Service +62812-1739-3609

Terms and Conditions of Warranty :

1. This warranty is valid for 2 years for original JETE products.
2. This warranty is valid for the warranty period stated on the product packaging since the date of sale.
3. During the warranty period, the user is exempt from any replacement costs that may occur.
4. The user must show the warranty card and purchase receipt when applying for a warranty.
5. The warranty applies to functional damage:
 - Disfunction.
 - Audio not detected.
 - Indicator off.
 - Battery damage.
6. This warranty DOES NOT APPLY if:
 - PRODUCT IS BROKEN, CRACKED, BURNED, FALLEN,
 - MODIFIED YOURSELF, SOAKED IN WATER.
 - Supporting accessories such as: cables, adapters, etc.
 - Abnormal use, not stored properly, natural disasters, modified, or anything intentionally.
 - The product has been repaired by a third party.
 - The data is not filled in completely by the seller and buyer.
 - Damage caused by user error.
 - The product warranty period has expired.

**2 YEARS
WARRANTY**

**NEW REPLACEMENT
FOR ANY FAULTS *T&C**



Contact Us

JETE WARRANTY POINTS

