

JETE

**WARRANTY CARD and
USER MANUAL**

SPEAKER S8



e-Usermanual

IMPORTIR

PT. DORAN SUKSES INDONESIA

Jl. Lebak Jaya 2 Tengah No. 2, Surabaya

CUSTOMER SERVICE

 081217393609

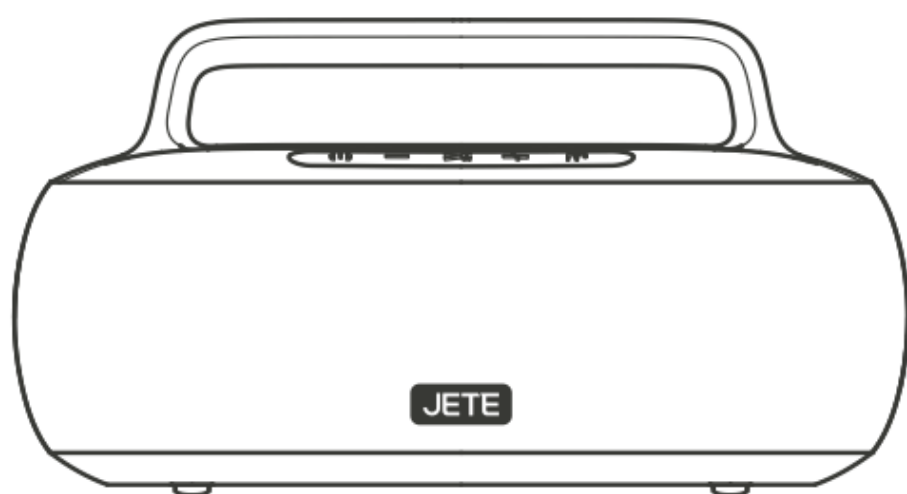
 jete.id  jeteindonesia

 jeteindonesia  jeteindonesia

JETE

USER MANUAL

SPEAKER S8



IMKG.2151.10.2020

Please read the instructions carefully
before using the product.

Product Introduction :

Thank you for purchasing JETE products. For optimal and safe performance, it is expected to read the instructions carefully before using this product.

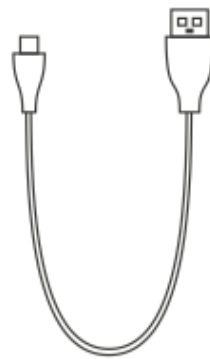
Content Package :



Speaker S8



AUX
Cable



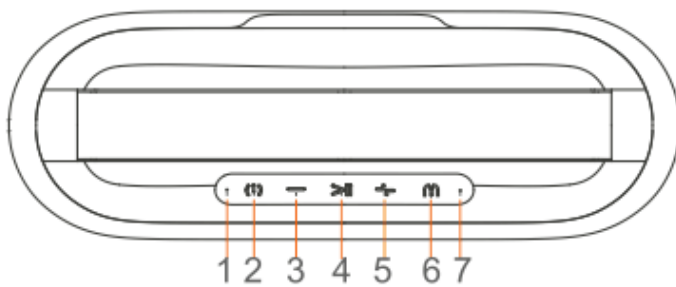
Charging
Cable



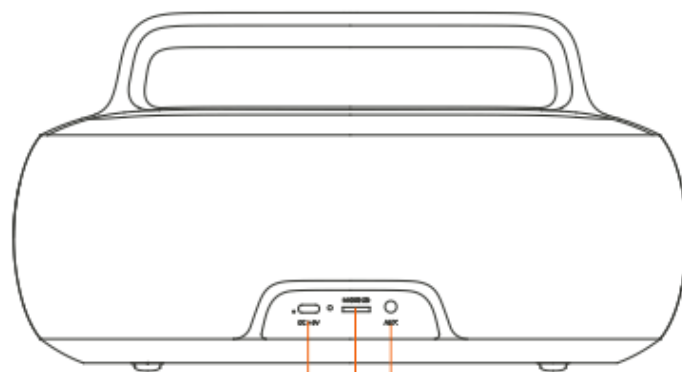
JETE
Warranty Card

User
Manual

Description Structure Product :



1 2 3 4 5 6 7



8 9 10

1. Indicator LED
2. Power Button
3. Prev/vol- Button
4. Play/pause Button
5. Next/vol+ Button
6. Mode (M) Button
7. Microphone
8. Charging Port Type-C
9. Slot Micro SD Card
10. AUX Plug

How to Use :

How to Turn On and Turn Off the Speaker :

- Press and hold for 2 seconds on the MFB button to turn on the speaker, the LED indicator on the speaker will flash Blue
- Press and hold for 2 seconds on the power button to turn off the speaker.

How to Connect Devices With Bluetooth :

1. Turn on the speaker, the indicator light will flash blue indicates that bluetooth on the speaker is active and waiting to be paired with your device. when bluetooth is attached to the device there will be a sound indicating the device and bluetooth are successfully attached.
2. Turn on bluetooth on the device and searching "JETE-S8", and than Click connect and the indicator will continue to light up, a sign of bluetooth successfully connected.
3. The spekaer will automatically connect to the previous device when powered on.

How to Answer an Incoming Call :

Press the play/pause button once to answer the call
end the call

Tips: Some types of mobile phones can only answer calls through their own devices. adjust according to the instructions on the mobile phone

How to End a Call :

Press for 2 seconds the M button to reject the call

How to Reject a Call :

Press for 2 seconds the M button to reject the call

How to Call Last Call :

Double press on the M button to call the last call

How to Disconnect Bluetooth :

Double press on the M button to disconnect Bluetooth.

How to Change Mode :

Press the M button once to change the Mode (Bluetooth/Micro SD/AUX Card).

Micro SD Card Mode :

Insert the micro SD card and the speaker will automatically recognize and sound when the micro SD is inserted.

AUX Mode :

Connect the 3.5mm AUX to the device and speaker to play songs

How to Use 2 JETE-S8 Speakers Into One Pair (TWS) :

You can connect 2 "JETE-S8" speakers into one pair to produce a strong stereo effect around you.

Follow these steps

- Make sure the bluetooth function on the speaker device is off.
- Turn on the 2 speakers simultaneously
- Press the power button twice on one of the speakers (which will be the main speaker), Both speakers will enter the TWS pairing state until the indicator light on the replacement speaker also flashes blue. TWS pairing is successful.
- Then activate bluetooth on your phone and search for "JETE-S8". Click on Connect.

How to Play Music :

1. Press once on the play/pause button to start or pause.
2. Press once on the "+" button to increase the volume.

3. Press once on the "-" button to decrease the volume .
4. Press a few seconds on the "+" button to play the next song (next).
5. Press a few seconds on the "-" button to play the previous song (prev).

How to Charge :

- Use the Type-C cable to charge
- Use the factory-supplied charger
- Battery usage will decrease with use and as a result of repeated charging.
- The indicator light will be red, and will turn green when charging is complete.

Spesification :

Model	: S8
Bluetooth	: V5.3
Wireless Range	: 10m (Without Obstacles)
Speaker	: 75 mm
Rated Power	: 30w
Peak Power	: 40w
Speaker Frequency	: 130Hz-18KHz
Battery	: 5000mAh
Input Voltage	: DC 5V/2.4A
Playtime	: 15 Hour
Charging Time	: 5 Hour
Material	: ABS
Weight	: 1.370g
Product Size	: 300 x 102 x 160 mm
Support	: AUX, Bluetooth, TF, TWS. Voice Assistant

Maintenance :

Please read the following recommendations before using JETE

- Avoid exposing the device to water vapor or humid places. This can affect the internal circuit.
- Do not use cleaning solutions to clean the device.
- Do not expose the device to extreme heat or cold, as this can damage the device or change certain plastic parts.
- Avoid exposing the device to sharp objects, as this can cause scratches and damage.
- Do not disassemble or modify the device.
- Do not drop the device, as this can damage the circuitry.
- Always store the device at room temperature.

How to Warranty Claim JETE Product :

1. All warranty claims can be made at the list of Authorized Outlets listed on the warranty card.
2. Buyers can come to an authorized Outlet or contact Customer Service +62812-1739-3609 if they want to exchange the product online.
3. All expedition shipping costs / product postage are borne by the buyer.
4. When claiming the warranty, the buyer is MANDATORY to show the completeness of the warranty:
 - A purchase receipt that clearly states the name of the outlet and the date of the transaction.
 - The product must still be within the specified warranty period.
 - Warranty card that has been filled out.
 - Box / Packing Product.
5. Please inform the constraints / product damage that occurs to our staff.
6. WARRANTY DOES NOT APPLY if USER DAMAGE is found, namely:
 - BROKEN, CRACKED, BURNED, DROPPED, MODIFIED BY YOURSELF, SUBMERGED IN WATER.
7. If there are problems during warranty claims or other questions, please contact Customer Service +62812-1739-3609

Terms and Conditions of Warranty :

1. This warranty is valid for 2 years for original JETE products.
2. This warranty is valid for the warranty period stated on the product packaging since the date of sale.
3. During the warranty period, the user is exempt from any replacement costs that may occur.
4. The user must show the warranty card and purchase receipt when applying for a warranty.
5. The warranty applies to functional damage:
 - Disfunction.
 - Audio not detected.
 - Indicator off.
 - Battery damage.
6. This warranty DOES NOT APPLY if:
 - PRODUCT IS BROKEN, CRACKED, BURNED, FALLEN,
 - MODIFIED YOURSELF, SOAKED IN WATER.
 - Supporting accessories such as: cables, adapters, etc.
 - Abnormal use, not stored properly, natural disasters, modified, or anything intentionally.
 - The product has been repaired by a third party.
 - The data is not filled in completely by the seller and buyer.
 - Damage caused by user error.
 - The product warranty period has expired.

**2 YEARS
WARRANTY**

NEW REPLACEMENT
FOR ANY FAULTS *T&C



Contact Us

JETE WARRANTY POINTS

