

JETE

**WARRANTY CARD and
USER MANUAL**

SPEAKER S5



e-Usermanual

IMPORTIR

PT. DORAN SUKSES INDONESIA

Jl. Lebak Jaya 2 Tengah No. 2, Surabaya

CUSTOMER SERVICE

 081217393609

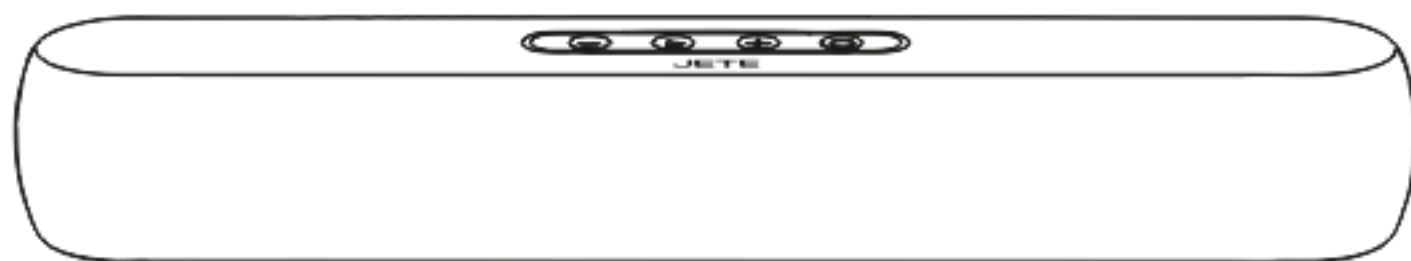
 jete.id  jeteindonesia

 jeteindonesia  jeteindonesia

JETE

USER MANUAL

SPEAKER S5



IMKG.2151.10.2020

Please read the instructions carefully
before using the product.

Pengenalan produk :

Terima kasih telah membeli produk JETE. Untuk kinerja yang optimal dan aman, diharapkan untuk membaca instruksi dengan baik sebelum menjalankan produk ini.

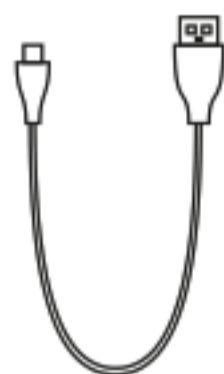
Isi paket :



Speaker S5



Kabel
AUX

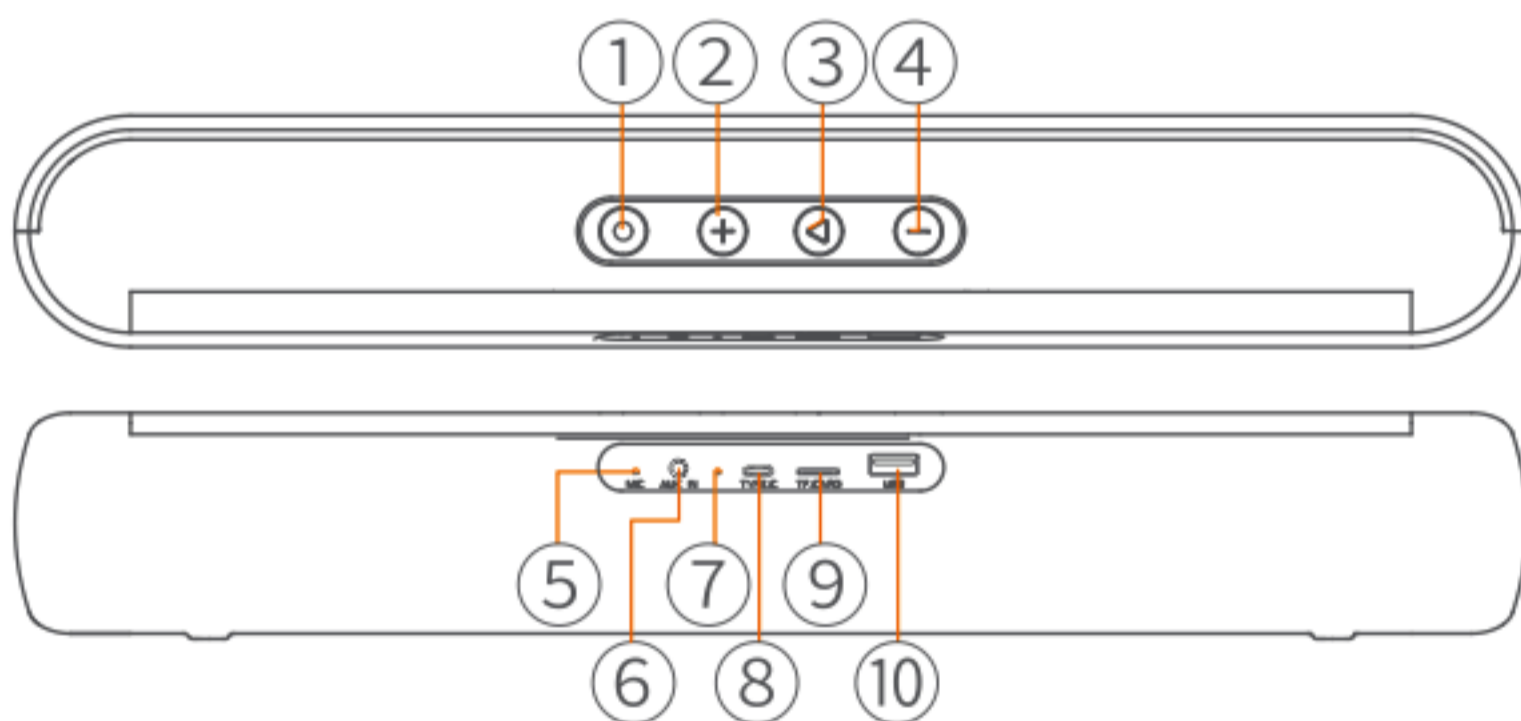


Kabel
Pengisian



Panduan
Pengguna

Deskripsi struktur produk :



1. Multi-function button
(MFB)

2. Selanjutnya/Vol+

3. Play/Pause

4. Sebelumnya/Vol-

5. Mic

6. Port Aux

7. Lampu LED

8. Port Pengisian Daya

9. Port Memory card

10. Port USB

How to Use :

How to Turn On and Turn Off the Speaker :

- Press and hold for 3 seconds on the MFB button to turn on the speaker, the LED indicator on the speaker will flash Blue.
- Press and hold for 2 seconds on the power button to turn off the speaker S5.

How to Connect Devices With Bluetooth :

1. Turn on the speaker, the indicator light will flash blue indicates that bluetooth on the speaker is active and waiting to be paired with your device. when bluetooth is attached to the device there will be a sound indicating the device and bluetooth are successfully attached.
2. Turn on bluetooth on the device and searching " JETE-S5", and than Click connect and the indicator will continue to light up, a sign of bluetooth successfully connected.
3. The spekaer will automatically connect to the previous device when powered on.

How to Answer an Incoming Call :

Press the play/pause button once to answer the call
end the call

Tips:

Some types of mobile phones can only answer calls through their own devices. adjust according to the instructions on the mobile phone.

How to End a Call :

Press the play/pause button once to reject the call

How to Reject a Call :

Press for 2 seconds the play/pause button to reject the call

How to Disconnect Bluetooth :

Double press on the M button to disconnect Bluetooth.

How to Play Music :

1. Press once on the play/pause button to start/pause.
2. Press once on the "+" button to increase the volume.
3. Press once on the "-" button to decrease the volume.
4. Press a few seconds on the "+" button to play the next song (next).
5. Press a few seconds on the "-" button to play the previous song (prev).
6. Press Play/Pause Button for change lamp mode (Have 6 Lamp Mode).

How to Change Mode :

Radio Mode

- Connect the USB C cable to the type C speaker slot as an antenna. Then turn on the speaker and press the power button once to enter FM radio mode.
- Press for 1 seconds the play/pause button to activate automatic channel search.
- Press for 1 seconds the play/pause button to stop channel search.
- Press "+" / "-" button to select channel.

Micro SD Card Mode

Insert the micro SD card and the speaker will automatically recognize and sound when the micro SD is inserted.

AUX Mode

Connect the 3.5mm AUX to the device and speaker to play songs

USB Mode:

Insert the USB and the speaker will automatically recognize and sound when the USB is inserted.

How to Use 2 JETE-S5 Speakers Into One Pair (TWS):

You can connect 2 "JETE-S5" speakers into one pair to produce a strong stereo effect around you.

Follow these steps

- Make sure the bluetooth function on the speaker device is off.
- Turn on the 2 speakers simultaneously
- Press the power button twice on one of the speakers (which will be the main speaker), Both speakers will enter the TWS pairing state until the indicator light on the replacement speaker also flashes blue. TWS pairing is successful.
- Then activate bluetooth on your phone and search for "JETE-S5". Click on Connect.

How to Charge :

- Use the Type-C cable to charge
- The charging voltage and flow is 5V/1A.
- Use the factory-supplied charger.
- Battery usage will decrease with use and as a result of repeated charging.
- The indicator light will be red, and the device will turn off when charging is complete.

Specification :

Model	: S5
Bluetooth	: V5.3
Wireless Range	: 10 m (Without Obstacles)
Speaker	: 50 mm
Output Power	: 5Watt x 2
Peak Power	: 12Watt x 2
Speaker Frequency	: 50Hz-20kHz
Battery	: 3.7V/1200mAh
Input Voltage	: DC 5V/1A
Playtime	: 5-7 Hour
Charging Time	: 4 Hour
Material	: ABS + Fabric
Weight	: 490g
Product Size	: 145 x 68.5 x 54.5 mm
Support	: AUX, Bluetooth, TF, TWS, USB

Maintenance :

Please read the following recommendations before using JETE

- Avoid exposing the device to water vapor or humid places. This can affect the internal circuit.
- Do not use cleaning solutions to clean the device.
- Do not expose the device to extreme heat or cold, as this can damage the device or change certain plastic parts.
- Avoid exposing the device to sharp objects, as this can cause scratches and damage.
- Do not disassemble or modify the device.
- Do not drop the device, as this can damage the circuitry.
- Always store the device at room temperature.

How to Warranty Claim JETE Product :

1. All warranty claims can be made at the list of Authorized Outlets listed on the warranty card.
2. Buyers can come to an authorized Outlet or contact Customer Service +62812-1739-3609 if they want to exchange the product online.
3. All expedition shipping costs / product postage are borne by the buyer.
4. When claiming the warranty, the buyer is **MANDATORY** to show the completeness of the warranty:
 - A purchase receipt that clearly states the name of the outlet and the date of the transaction.
 - The product must still be within the specified warranty period.
 - Warranty card that has been filled out.
 - Box / Packing Product.
5. Please inform the constraints / product damage that occurs to our staff.
6. **WARRANTY DOES NOT APPLY** if **USER DAMAGE** is found, namely:
 - **BROKEN, CRACKED, BURNED, DROPPED, MODIFIED BY YOURSELF, SUBMERGED IN WATER.**
7. If there are problems during warranty claims or other questions, please contact Customer Service +62812-1739-3609

Terms and Conditions of Warranty :

1. This warranty is valid for 2 years for original JETE products.
2. This warranty is valid for the warranty period stated on the product packaging since the date of sale.
3. During the warranty period, the user is exempt from any replacement costs that may occur.
4. The user must show the warranty card and purchase receipt when applying for a warranty.
5. The warranty applies to functional damage:
 - Disfunction.
 - Audio not detected.
 - Indicator off.
 - Battery damage.
6. This warranty DOES NOT APPLY if:
 - PRODUCT IS BROKEN, CRACKED, BURNED, FALLEN,
 - MODIFIED YOURSELF, SOAKED IN WATER.
 - Supporting accessories such as: cables, adapters, etc.
 - Abnormal use, not stored properly, natural disasters, modified, or anything intentionally.
 - The product has been repaired by a third party.
 - The data is not filled in completely by the seller and buyer.
 - Damage caused by user error.
 - The product warranty period has expired.

**2 YEARS
WARRANTY**

**NEW REPLACEMENT
FOR ANY FAULTS *T&C**



Contact Us

JETE WARRANTY POINTS

